



Sportskomiteen 2026

18.03.2026 for stævnearrangører

Sportskomiteen forår 2026



God møde skik

- Brug mute-knappen
- Kom ud af din komfortzone - tænd for kameraet
- Ræk hånden op





Dagsorden

- Hvem er sportskomitéen?
- Hvad laver Sportskomitéen?
- FEIF R&R
- Hvad er vigtig at vide?
- ERFA





Hvem er sportskomiteen?

- Formand: Ole Frandsen (på valg 2027)
- Næstformand: Trine Winther (på valg 2026)
- Medlem: Dorthe Normann (på valg 2027)
- Medlem: Tenna Lund (på valg 2027)
- Medlem: Lisa la Cour (på valg 2026)
- Suppleant.: Wendy Christensen (på valg 2026)



Sportskomiteen - organisering



Sportskomiteen forår 2026



Udvalg organisering

**Ingen står alene
– et fælles ansvar**

- Alle udvalg skal have et **kommissorium** og tilhørende **funktionsbeskrivelse**
- Alle udvalg indleverer **budget** og arbejder **budgetstyret**
- Alle udvalg har et medlem fra Sportskomiteen siddende (undtagen udtagelsesudvalget)
- Har du lyst til at bidrage med arbejde, meld dig endeligt!

Hvorfor?

- En **fælles ramme** at arbejde ud fra
- **God brug** af kræfter og **ressourcer**
- **Sammenhæng** og **fælles retning** i foreningen



Rytterlicens

- Fra 2026 trådte det i kraft, at man skal have gennemført DIs E-learningkursus om hestevelfærd for at kunne købe rytterlicens.
 - *Dog gælder det, at juniorryttere under 15 år fritages fra dette krav*
- 50% i rabat på D-licens i perioden 1. oktober- 31. december





Opfordring

Lav et D-stævne i stedet for at bruge ikke-uddannede dommere

- For hestevelfærds skyld!
- Der gives karakter af uddannede dommere
- Der laves udstyrskontrol

Brug de danske dommere

- Husk god kommunikation går begge veje



FEIF R&R



- Regler fra 1. april 2026
- Den store ændring er kort
- Se alle ændringer [her](#)
- Samarbejde med NIHC vedr. fælles sanktionsstandard



Udstyr

- ❌ Pelham er forbudt
- ❌ 1 Bidbeskytter per side, maks 9 cm
- ❌ 1,5 cm ved ALLE næsebånd
- ❌ *If the saddle is misplaced the combination may be subject to disciplinary measures*
- ❌ Microchip, [guide](#)





Kort – annex 18 – R&R

S18.1 Types of Cards

- Yellow card: warning
- Red card: major warning
- Blue card: horse health card
- Grey card: invalid performance card
- White card: call for a judges meeting

Cards are used by the judges during a performance.

Implications of blue cards:

- 1 blue card: a veterinary check must be made after the performance
- 2 or more blue cards: the performance must be stopped immediately

Implications of grey cards:

- 2 or more grey cards: the performance is invalid

Implications of white cards:

- The chief judge decides on the implications according to the type and severity of the reason the card was shown for.

Implications of yellow and red cards:

- as described in the following chapters.



Sport Judges Guidelines

Red card: major warning card

Reasons for a Red card (or a corresponding disciplinary measure outside a performance) can be for example:

- Rider or their trainers/family/friends/persons involved shows serious disrespect to:
- The horse
- Judges
- Organizers
- Competition leader
- Other officials, volunteers or participants of the competition
- Rider is unfair to their horse
- Rough riding
- Rough use of bits and reins
- Rough use of seat and aids, driving of horse
- Rider modifies the equipment during an oval track performance
- Rough and inappropriate/unsportsmanlike behaviour at the starting boxes in races;
- Rider does not have their horse under control
- Rider or their helpers are rough to the horse
- Rider refuses to have horse checked by a veterinarian when required

1 Red card during a performance means that the judge gives no mark.

2 or more Red cards given during a preliminary, a final or a pace test/race (2 or more judges give a Red card in the same performance) means the rider is eliminated from that test and may be disqualified from the whole competition, depending on the reason for Red card. They are registered and follow the rider through a calendar year.

The Chief Judge at a competition is responsible for deciding on the disciplinary measure for 2 or more Red cards in the same performance.

2 times 2 or more Red cards given during a calendar year result in a suspension. The length depends on the severity of the violation.



Sport Judges Guidelines

Yellow card: warning card

Reason for a Yellow card (or a corresponding disciplinary measure outside a performance) can be for example:

- Rider shows their horse disrespect
- Too rough use of a whip
- Too rough use of the reins
- Improper use of equipment (placement of the saddle too far back or forward, noseband too tight, chain on curb bit too tight)
- Too rough of seat and aids, applies for all gaits
- Transitions to and from any gait done in a rough way
- Slowing down from any gait done in a rough way
- Unsportsmanlike behaviour against the officials or other riders

1 Yellow card given by judge results in a deduction of the mark in the respective section.

The maximum mark when giving a Yellow card is 4.5 in the respective section.

2 or more Yellow cards given during a preliminary, a final or a pace test/race (2 or more judges give a Yellow card in the same performance) result in a deduction of the mark in the respective section at each judge, and in the elimination of the performance in pace track disciplines without marks given. They are registered and follow the rider through a calendar year.

3 times 2 or more Yellow cards given during a calendar year result in a suspension. The length depends on the severity of the violation.

1 Red card and 1 or more Yellow cards given during a preliminary, a final or a pace test/race result in the same disciplinary measures and communication as 2 or more Yellow cards.

Yellow card at Pace Track Disciplines without marks given

One Yellow card results in adding 0.5 sec (for pace sections $\leq 100\text{m}$) and 1.25 sec (for pace sections $> 100\text{m}$).

If a rider receives 2 Yellow cards in the same round (2 or more judges give Yellow cards) of such a discipline, the rider is eliminated from that round (no valid time).



Sport Judges Guidelines

Blue card: horse health card

Reason for a Blue card can be for example:

- The chief judge and/or judges suspect an actively bleeding horse
- Lameness
- Coughing, signs of sickness of the horse
- Others

If a Blue card is given during the test, a judge demands a veterinary check after the test.

If 2 or more judges give a Blue card during the performance, the test must be stopped directly. If the veterinarian clears the horse, the horse may compete in any further tests registered at this competition.





Sport Judges Guidelines

Gray card: invalid performance card

If 2 or more judges give a grey card during the performance, the performance is invalid.


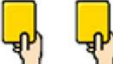

Reason for a Gray card can be for example:

- Rider does not ride their program correctly
- The horse loses a shoe or shoes (only 1 judge required to stop the performance)
- The horse has all four feet leave the track between entering the track and the end of the test. Judges may decide not to eliminate the combination if it is clearly seen that an exceptional external disturbance caused the horse to leave the track
- The rider falls from the horse or dismounts without permission from the speaker or a (chief) judge between entering the track and the end of the test
- Equipment fails, stirrup falls off or the bridle falls apart and the rider needs to stop their program
- Rider enters the track or begins the test in an incorrect way
- Rider does not have their horse under control
- Other things that may interrupt the program, such as outside disturbance
- Rider stops and leaves the track, before the program has been ended.
- The horse crosses its own line or turns in the opposite direction on the pace track after the horse has been called in by the speaker
- The horse is clearly asked to back unless required by the test; this rule is valid after entering the track and the end of the test - See also S2.3. – Test procedure
- The horse is ridden in a circle in a preliminary or final on the oval track unless requested by the speaker or after the speaker's request to stop circling



S18.2 Disciplinary Measures




Part 1: Yellow cards

Card(s) per performance ¹⁾	Remark	Disciplinary measure				
		Elimination			Dis-qualification	Suspension
		Performance	test (oval track)	test/race (pace track)	current event	future events
	one yellow card (YC)	no	no	no	no	no
 or more ²⁾	≥ 2 YC, by ≥ 2 judges	no (in general) yes (in pace track disciplines without marks)	no	no	no	no
 or more x 3	3 x 2 YC during a calendar year	yes	yes	yes	yes	yes nat. Assoc. decides on length

¹⁾ A performance is a preliminary, a final or a round in a pace test/race.

²⁾ Also valid if 1 of the cards is a red card.

Part 2: Red cards


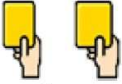
Card(s) per performance ¹⁾	Remark	Disciplinary measure				
		Elimination			Dis-qualification	Suspension
		Performance	test (oval track)	test/race (pace track)	current event	future events
	one red card (RC)	no	no		no	no
	≥ 2 RC, by ≥ 2 judges	yes	yes	yes	optional	Optional (nat. Assoc. decides on length)
 or more x 2	2x 2 RC during a calendar year	yes	yes	yes	yes	yes (nat. Assoc. decides on length)

¹⁾ A performance is a preliminary, a final or a round in a pace test/race.



S18.3 Judging Consequences



Part 1: Yellow cards

Card(s) per performance ¹⁾	Remark	Consequences on marks (section) or time			
		Preliminary	Final	Pace test round (mark)	Pace race round (time)
	one yellow card (YC)	<= 4.5			<ul style="list-style-type: none"> +0.5s (150m or less) +1.25s (250m)
 or more ²⁾	>=2 YC, by >= 2 judges				no time

¹⁾ A performance is a preliminary, a final or a round in a pace test/race.

²⁾ Also valid if 1 of the cards is a red card.

Part 2: Red cards


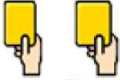

Card(s) per performance ¹⁾	Remark	Consequences on marks (section) or time			
		Preliminary	Final	Pace test round (mark)	Pace test/race round (time)
	one red card (RC)	0	0	0	no time if RC on start/finish line or timed stretch
	>=2 RC, by >= 2 judges	0	0	0	no time

¹⁾ A performance is a preliminary, a final or a round in a pace test/race.



S18.4 Communication




Part 1: Yellow cards

Card(s) per performance ¹⁾	Remark	Announced	Registered (nat. Assoc.)	Published (FEIF)
	one yellow card (YC)	yes	no	no
 or more ²⁾	>=2 YC, by >= 2 judges		yes	optional
 or more x 3	3 x 2 YC during a calendar year	yes	yes	yes

¹⁾ A performance is a preliminary, a final or a round in a pace test/race.

²⁾ Also valid if 1 of the cards is a red card.

Part 2: Red cards

Card(s) per performance ¹⁾	Remark	Announced	Registered (nat. Assoc.)	Published (FEIF)
	one red card (RC)	yes	no	yes
 or more	>=2 RC, by >= 2 judges		yes	
 or more x 2	2x 2 RC during a calendar year	yes	yes	yes

¹⁾ A performance is a preliminary, a final or a round in a pace test/race.



Andre ændringer, ikke alle ;) [finde dem her](#)

- ❏ Framelding til finalerne er **2** timer før
- ❏ Indridning samt mellem opgavedele tæller med i "riding skills og connection"
- ❏ Certificeret vindmåler i pas skal placeres 5m fra sportet, i 1.5m højde
- ❏ P1/P3, startbokse man har 1 min til at komme ind og senest åbnes 30 sekunder efter sidste hest
- ❏ Flag i pas skal være rød/hvid
- ❏ Markering mere i pas på ovalbanen(F2/F1)



Nyt 2026 – F1/F2

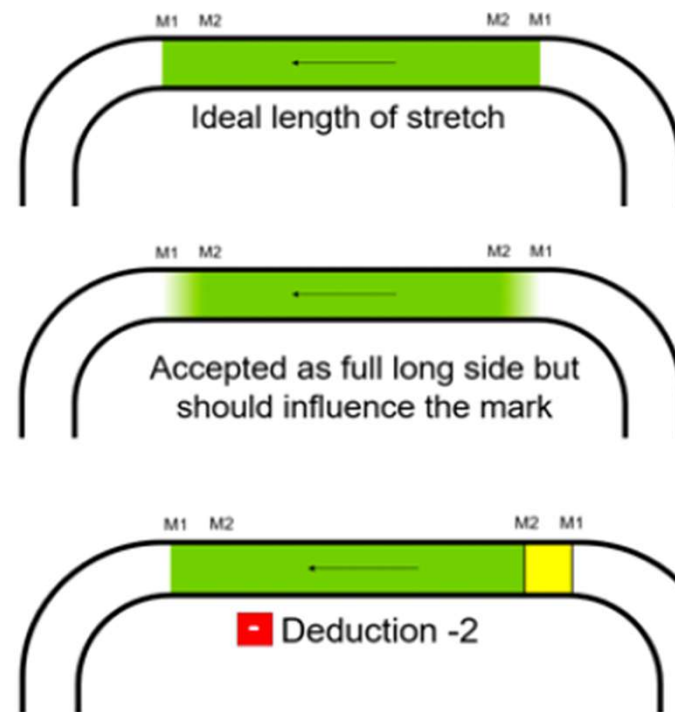
In five-gait classes the beginning and the end of the long sides are marked with M1 and a second marker, M2, which is 8m away from M1. To get a full mark for pace the horse must be brought to pace before the first marker (M1) and keep the gait to the end of the long side.

If the horse has been brought to pace before the first marker but needs the space between the first and the second marker to achieve clear visible suspension it will still be accepted as a full long side with some influence on the score. Same applies if the horse is losing clear visible suspension when slowing down between the markers. This does not apply when the horse is being laid to pace between the markers.

If the horse is brought to pace between the first and the second marker a deduction of -2 will be made for that attempt.

Where the shape of track makes the transition to pace difficult, judges are advised to place the M1 markers slightly further into the long sides than usual.

All diagrams are examples for riding on the left rein.





R&R og Icestest

- DNF --> grå kort
- Equipment check app skal altid bruges
 - Opdateret for at blive nemmere at bruge
 - Det er god data der indsamles.
- Kort – fra igestest, sker automatisk



DM'er

Hjælperedskaber fra SK

- Protokol for stævnearrangørere af DM
- Tilknyttet kontaktperson fra SK - råd og vejledning
- Invitation til koordineringsmøde med SK
- Overskuddet går ubeskåret til klubben - særskilt økonomi – budget godkendes af DI
- Økonomisk understøttelse fra DI: Medaljer, rosetter, bånd, doping tests & tidtagingsudstyr til pas (ca. 25.000 kr.)

Hvad skal der til?



Gode erfaringer eller spørgsmål til fælles vidensdeling





RIGTIG GOD STÆVNESÆSON!

Tak for i aften

Sportskomiteen forår 2026